

CENTER FOR LIVER AND DIGESTIVE DISEASES

میں بچاؤ حرکت کا خواب

بچاؤ حرکت کا خواب
بچاؤ حرکت کا خواب
بچاؤ حرکت کا خواب

بچاؤ حرکت کا خواب
بچاؤ حرکت کا خواب
بچاؤ حرکت کا خواب

پچاؤ حرکت سے پاک ہمارا مستقبل

آپ کا بچاؤ حرکت سے متعلق آئی۔ سی۔ ایس۔ ہے

بچاؤ حرکت کا خواب
بچاؤ حرکت کا خواب
بچاؤ حرکت کا خواب

ہیساٹائٹس

بچاؤ حرکت سے متعلق آئی۔ سی۔ ایس۔ ہے

بچاؤ حرکت کا خواب
بچاؤ حرکت کا خواب
بچاؤ حرکت کا خواب



Centre for Liver and Digestive Diseases, Holy Family Hospital, Rawalpindi Pakistan
Tel: 92-51-9290321-7, Ext: 2053, Fax: 92-51-9291180
Email: drumarpk@yahoo.com, Web: www.pakistangastrohep.org

Holy Family Hospital, Rawalpindi Pakistan



Mission Statement

- ◆ To provide diagnostic and curative services to the patients of GI and Liver Diseases particularly Hepatobiliary Diseases and Hepatocellular Carcinoma (Liver Cancer) in the Northern part of Pakistan.
- ◆ To provide advanced training to the GI Fellows and Specialists in the field of Gastroenterology and Hepatology.
- ◆ To establish Clinical Research in the field of Gastroenterology and Hepatology.
- ◆ To develop link with National and International Centres of GI and Liver Diseases.

Vision and Values

- ◆ We work for excellence
- ◆ We work as team
- ◆ Patient is our priority
- ◆ We practice evidence based medicine
- ◆ We learn all the time.

1985



1985



2006




2008



2009



2012



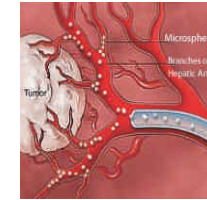
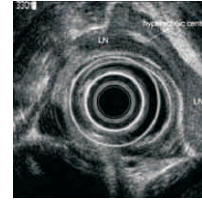

History - 1985 - 2012

This is great honour to write this being history of Centre for Liver and Digestive Diseases (CLD), a state of the art centre for Liver and GI Diseases in Pakistan. The centre is located in new building of Holy Family Hospital Rawalpindi having covered area of 10,000 sq. ft. It has two sections, the old one on the first floor and the new one on the ground floor. The old section comprised of the two endoscopy rooms, a disinfection room, a recovery room, a liver biopsy room, a record room and the projection room. This was established in 2008 with the donation of Rs. 6 million. In 2009 construction of new section was started and building component was completed in 2011 with the donation of Rs. 30 million. The Government of Punjab granted Rs. 160 million for the equipment furnishing. The new section comprised of three follow up clinics, The Hepatocellular Carcinoma (HCC) Clinic, The Hepatopancreato Biliary (HPB) Clinic and the Liver Transplant Evaluation Clinic, a Laboratory, two recovery bays, one ERCP Room (David Carr-Locke ERCP Room), one Endoscopic Ultrasound (EUS) Room, one Radiofrequency Ablation (RFA) Room, Learning Resource Centre, Reference Library, Projection Room, IT Section and a Cafeteria. There are 8 -10 dedicated nurses, 4 endoscopy assistants and 2 IT Assistants and Paramedics. The Centre is headed by Prof. Muhammad Umar and Prof. Hamama-tul-Bushra Khaar with their dedicated team Dr. Saima Ambreen, Dr. Muhammad Khurram, Dr. Zahid Mahmood Minhas and Junior Gastroenterologists and Hepatologists. The Centre is assisted by Prof. Jahangir Sarwar Khan, Surgeon, Dr. Imtiaz Qureshi, Pathologist, Dr. Jawad Zaheer, Anaesthetist, Dr. Jahangir Khan, Radiologist, Dr. Shahani, Anaesthetist.

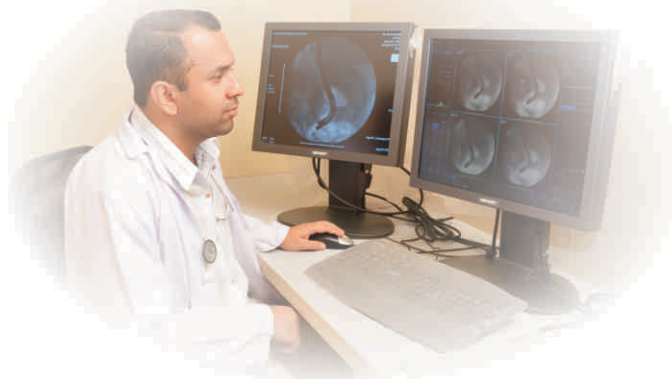
The worked six days a week and about 70-80 common endoscopic procedures and 15-20 Advanced Endoscopy procedures e.g. EUS, ERCP, APC are performed weekly. HCC clinic is a busy clinic for follow up. All services are provided free of cost to the patients which are supported by the hospital and the donations by our our phlnotherapist team and pharmaceuticals. The centre has a large catchment area and is providing services to the patients from other hospitals e.g. PIMS, KRL, BBH, DHQ, Railway Hospital, KPK and AJK. Major contribution in the construction and interior designing of the centre was by Dr. Nadeem Afraz and Dr. Shahid Hameed, the Rawalians (Old Graduates of RMC).

Prof. Muhammad Umar

F A C I L I T I E S



- ❑ Endoscopic Retrograde Cholangiopancreatography (ERCP)
- ❑ Endoscopic Ultrasound (EUS)
- ❑ Radiofrequency Ablation (RFA)
- ❑ Transcatheter Arterial Chemoembolization (TACE)
- ❑ Transjugular Intrahepatic Portosystemic Shunt (TIPS)
- ❑ Argon Plasma Coagulation (APC)
- ❑ Variceal Band Ligation
- ❑ Gastric Glue Injection
- ❑ Endo Loop
- ❑ Polypectomy
- ❑ Endoscopic Mucosal Resection (EMR)



- ❑ Polypectomy
- ❑ Esophageal & Duodenal Stenting
- ❑ Percutaneous Endoscopic Gastrectomy (PEG)
- ❑ Endoscopic Mucosal Resection (EMR)
- ❑ Endoscopic Cyst Drainage

Endoscopic Retrograde Cholangiopancreatography (ERCP) (David Carre Locke Room)

ERCP room has latest Digital Fluoroscope with facility for Angiography. In our recent Therapeutic ERCP course the room was dedicated to Dr. David Carre-Locke for delivering training in the field of endoscopy and his continuous support to the department since 2006. He was pioneer to start first ERCP course in Holy Family Hospital in 2006 as International Course Director. He played a pivotal role in introducing Advanced Endoscopy services in Pakistan particularly ERCP. ERCP room has a endoscopes and accessories, dedicated washing and disinfection room. For disinfection WGD guidelines are followed. ERCP is also linked with projection room for live demonstration and multi disciplinary meeting.



Endoscopic Ultrasound (EUS)

A dedicated room is constructed for EUS. This room is equipped with modern equipment, on site microscopy for staining of FNAC material to check the adequacy of specimen for histopathology examination. EUS room is linked with projection room for live cases demonstration for multidisciplinary meetings. There is dedicated washing and disinfection area for EUS Scope reprocessing. Histopathology is reported by histopathologist in main holy family hospital laboratory. Patients can also receive their reports for evaluation.



Radiofrequency Ablation (RFA)

Large number of patients of Hepatocellular Carcinoma (HCC) is registered with CLD for surveillance and treatment. We have established a dedicated room for RFA. The room is equipped with latest Doppler Ultrasound. A multidisciplinary team comprised of Surgeons, Radiologists, Oncologists and Hepatologists scrutinize cases of HCC for RFA treatment according to BCLC staging system. Appropriate cases of HCC are offered free treatment with the support of Rawalian Clinic for Liver Cancer (RCLC).



Training / Courses / Workshops

Since 2011 number of hands on workshops and training courses were organized at National and International level. Dozens of junior gastroenterologist and district physicians were trained in GI endoscopy. Many advanced courses were held for ERCP, EUS and RFA training.



Endorsements: Basic Endoscopy, ERCP, EUS and RFA Courses held on 2nd and 3rd Feb 2012 in Centre for Liver and Digestive Diseases were endorsed by International Organizations first time in the history of Pakistan.



Learning Resource Centre and IT Database

Centre for Liver and Digestive Diseases (CLD) has latest IT Section and database system. The Endoscopy reporting system is purchased from UK and is named as "Endoeasy System". This is particularly for Research and Database. The other system in use is HMIS and is for patient record. IT database had capacity to store data of 65000 patients with endoscopic images, EUS and ERCP procedures are recorded and saved on CD's. The HCC, Hepatobiliary and Liver Transplant data is also entered in database system for audit, analysis and research. The trained IT staff is employed to run this department.



IT department has the capacity to project live procedures in the projection room for workshops and multidisciplinary meetings. The library has especially designed computer stations; number of local and international recordings of different procedures are available for learning. Latest medical books and journals are also available for trainees.

We have also developed one of the largest website on Liver and Digestive Diseases in Pakistan (www.pakistangastrohep.org / www.rawalianresearch.org).

Disinfection Room

Disinfection has always been an issue in Interventional procedure. The WGD Cascade format is followed to disinfect the endoscopes and the other accessories. There are two dedicated disinfection rooms. The Nurses had been specially trained to follow the international guidelines and protocol for disinfection of equipment and surfaces.




Patient waiting area and Clinics

There is a dedicated waiting area for patients reporting for the therapeutic and diagnostic procedures as well as followup clinic.

The CLD has three clinics

1. Rawalians' Clinic for Liver Cancer (RCLC)
2. Hepatopancreatobiliary Clinic (HPBC)
3. Liver transplant evaluation Clinic.

The registered patients come for follow up and are entered in HMIS (Hospital Management Information System) as per protocol. The data is carefully collected and used for research and publication.



Recovery Bays

Dedicated bays are built for pre and post procedure patient care and are equipped with central oxygen and suction system. Each had cardiac monitoring and pulse oximetry facilities. These bays are supervised by nurses and doctors on duty



Financial Resources

Total Cost	Rs. 200 million
Equipment Cost by Government	Rs. 170 million
Building Component with Donation	Rs. 3.5 million
Building Maintenance Cost with Donation	0.1 million
Accessories for patients by Donation	0.4 – 0.5 million per year

60% Donation, 20% Hospital Resources and 20% by patient

Parking



Our Dedicated Team

Dr. Nadeem Afroz, Dr. Shahid Hameed, Prof. Mubhammad Usar, Prof. Hafiza-ul-Baqir Khan, Gen. Taseer Hussain, Brig. Anjad Sultan, Dr. Feroz Khan, Dr. Zahid Mahmood Mirza



Dr. Jawad Zaheer
Anesthetist



Dr. Imtiaz Qureshi
Pathologist



Dr. Jehangir Khan
Radiologist



Dr. Shahani
Anaesthetist

Prevention and Public Awareness

Events are being regularly arranged for prevention and public awareness for Liver and GI diseases since 2001

World Hepatitis Day 28th July 2012, Centre for Liver and Digestive Diseases, Holy Family Hospital, Rawalpindi



Special Lecture on Hepatitis ERCP and RFA
Rahila Lab, 2nd June, 2012 Gujranawala



Community Gastroenterology Clinic
Village Chakpakaya, Sialkot 2009



Hepatitis B and C Awareness Campaign and Community Clinic, 10th June, 2012 Rehmatnagar Rawalpindi



Political Police Makers Support

The project of Centre for Liver and Digestive Diseases is fully supported by Punjab Government with Rs. 163.00 million. Pivotal role was played by local politicians and Phalenotheapist continuous guidance and support was extend by Chairman Board of Management and Prof. Mussadiq Khan, Principal Rawalpindi Medical College, Rawalpindi



Our Publication

Our team published many books, manuals and more than 100 original review articles and abstracts in national and international journals. These articles and books are also available in our website (www.pakistangastrohep.org)



International Horizon

To strengthen our training progressive our team members held meetings with officer bearer of other international societies. These international societies guided support us to establish Centre for Liver and Digestive Diseases (CLD) in Pakistan.



Dr. Corzek Ex President ASGE - Sept 2008



Dr. Eamonn Quigley, President WGO, ACG



JD Selano President APASL
Bali Indonesia, Sept 2008




William Christopher Ex President BSG, Egypt



William Chaw, President APAE



Tony Axon, President OMED



Rakesh Tenden, President APDW, 2007 India



Prof. Yousuf Bakhtiar, President IASGO




Prof. N.J. Lygidakis, Istanbul, Turkey



Prof. David Carre Lock, Ex President ASGE



Ismat Kamal, President, IASLD



President IASGO, Turkey 2008



President BSG



James Boyer, President IASLD 2008



President ESGE



Emet Keef Past President AASLD

Visiting International Faculty

Since 2001 more than 40 GI and Liver specialist Deans of Universities and Presidents of Societies, WGO Chancellor visited our centre and help us in training and designing our programme.

United States of America



Dr. David Carre Locke
USA



Dr. James Disario
USA



Dr. Peter Kelsey
USA



Dr. Ali Siddiqui
USA



Dr. Sarah E Walker
USA



Dr. Joseph C Kolars
USA



Dr. David J. Bjorkman
USA

Europe



Prof. Andrew Brough
UK



Dr. Ian Gilmore
UK




Dr. Shahid Khan
UK



Dr. John O Grady
UK



Dr. Graham Foster
UK



Dr. Richard Edward
UK



Dr. Davison Susan
UK



Dr. Asif A Naqvi
UK



Dr. Charlie Milson
UK



Dr. Asad Zoma
UK



Dr. Peter Schiedmier
Germany



Dr. Mario Rizzato
Italy



Dr. Antonio Grassi
Italy



Dr. Alberto Montori
Italy

Asia Pacific



Dr. A. S. Soin
India



Dr. Masao Omata
Japan



Dr. Fazal -i-Khawaja
KSA



Dr. GV Rao
India



Dr. Richard Guan
Singapore



Dr. Wan Zhou
Singapore



Dr. Madhur Dev
Nepal



Dr. Li Wen
China



Dr. Mobin Khan
India



Dr. Cihan Yurdaydin
Turkey



Dr. Nurdon Tuzan
Turkey



Dr. Rakesh Agarwal
India